



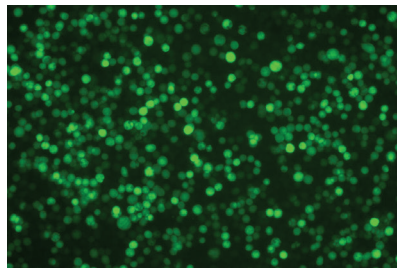
## ***TransIT*<sup>®</sup>-Insect Transfection Reagent**

Offers distinct advantages over other reagents such as:

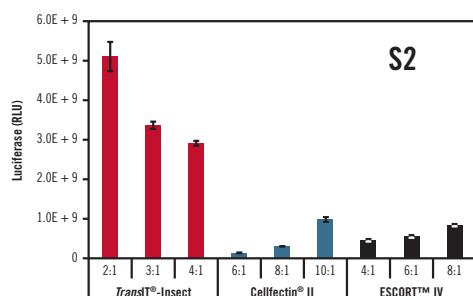
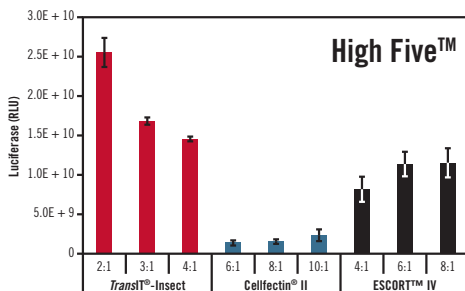
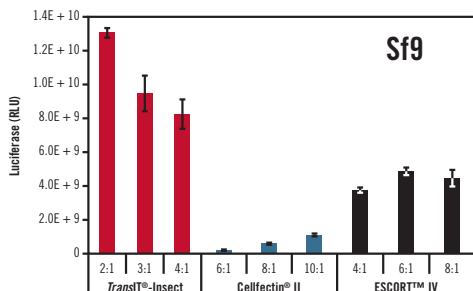
- **Exceptional DNA Delivery** - Validated in Sf9, High Five™ and S2 cells
- **High Titers** - Ideal for recombinant baculovirus production using the *flashBAC*™ expression system
- **Serum Compatible** - Non-liposomal, animal-origin free formulation
- **Better Value** - Low reagent amounts required per transfection

### **Efficient Delivery of Baculovirus Genomic DNA.**

Sf9 cells were co-transfected with 0.5 µg of ProGreen™ baculovirus genomic vector DNA (AB Vector) encoding green-fluorescent protein (GFP) and 0.1 µg of pVL1393 transfer vector (AB Vector) using *TransIT*<sup>®</sup>-Insect Transfection Reagent at the reagent-to-total DNA ratio of 3:1 (µl:µg).



## Superior Gene Expression Compared to Liposomal Formulations



**TransIT<sup>®</sup>-Insect Outperforms Competitor Transfection Reagents.** Insect cell lines Sf9, High Five<sup>™</sup>, S2 were transfected with a luciferase expression plasmid driven by an hr5 enhancer/IE1 promoter using the designated reagent at the indicated reagent-to-DNA ratios. Transfections were performed in 96-well plates using 0.1 µg of plasmid DNA. Luciferase expression was measured at 48 hours post-transfection using a standard assay. Visit [mirusbio.com/insect](http://mirusbio.com/insect) for full experimental details.

PRODUCT	PRODUCT NO.	QUANTITY
TransIT <sup>®</sup> -Insect Transfection Reagent	MIR 6104	0.4 ml
	MIR 6100	1 ml
	MIR 6105	5 x 1 ml
	MIR 6106	10 x 1 ml
flashBAC <sup>™</sup> Baculovirus Expression System	MIR 6115	5 RXN
	MIR 6120	24 RXN
flashBAC <sup>™</sup> ULTRA Baculovirus Expression System	MIR 6135	5 RXN
	MIR 6140	24 RXN
pOET1 Transfer Plasmid	MIR 6150	20 µl (500 ng/µl)
pOET1C_6xHis Transfer Plasmid	MIR 6151	20 µl (500 ng/µl)
pOET6 BacMam Transfer Plasmid	MIR 6152	20 µl (500 ng/µl)



**TO ORDER** | Toll Free 888.530.0801 | Direct 608.441.2852 | [www.mirusbio.com](http://www.mirusbio.com)



### START WITH: Reagent Agent<sup>®</sup>

To determine the best reagent for your experiment, view citations, customer feedback and in-house transfection data, with the Reagent Agent<sup>®</sup> Transfection Database: [www.mirusbio.com/RA](http://www.mirusbio.com/RA)



### PROVE IT TO YOURSELF: Request a **FREE** Sample

Visit: [www.mirusbio.com/sample](http://www.mirusbio.com/sample) -OR-  
Call: +1-608-441-2852